



TEAM LEW'S LITE SPEED SPOOL® LFS

TLL1H, TLL1SH, TLL1X, TLL1XH



Speed Spool Baitcast reels are designed to be Lighter, *Faster* and **Stronger**

Driven by innovation – Fueled with Passion

Feel the Difference!

TEAM LEW'S LITE SPEED SPOOL® LFS



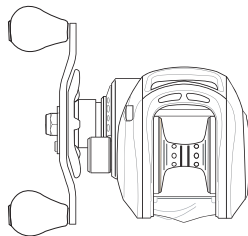
Reel Specifications

Model	Weight (oz.)	Gear Ratio	Line Capacity (yd./lb.)	IPT
TLL1H	5.7	6.8:1	120/12	28"
TLL1SH	5.7	7.5:1	120/12	31"
TLL1XH	5.7	8.3:1	120/12	35"
TLL1SHL*	5.7	7.5:1	120/12	31"

*Left hand retrieve.

FEATURES:

- One-piece aluminum frame
- Aircraft grade machined duralumin double anodized U-spool
- SpeedCast® externally adjustable Centrifugal Brake System
- Carbon fiber drag system
- Rugged carbon fiber drag system provides up to 14 lbs. of drag power
- Ti coated zirconia line guide
- 85mm bowed carbon handle with duracork/EVA paddle shaped knobs
- External lube port



Performance – Right out of the Box!

Your new Speed Spool LFS baitcast reel by Lew's® is designed for performance and functionality. From the way it conforms to your hand, to the way it reacts crisply and effortlessly to your command, you'll know the minute you grab onto the Speed Spool® that you've got a quality reel.

Your Speed Spool® reel exploits several new developments which will allow you to set yourself apart from the competition.

High Strength Brass Gearing

The drive gear, crankshaft, and worm shaft are made of high strength brass for increased strength and durability. In addition to these advantages, brass provides exceptionally low friction to enhance efficiency.

One-piece Die Cast Aluminum Frame

Your Speed Spool® reel utilizes a one-piece all aluminum frame. So you'll never have to worry about frame twisting or torquing.

Innovative Line Recognition Speed Dial


Your Speed Spool® reel features a convenient line indicator dial on the spool's tension knob. Quickly recognize what line type and line weight you have loaded on your reel.

SPEED DIAL



Double Anodized Duralumin U-spool

The spool on your Lew's® reel has been engineered to maximize casting distance. Double anodized to withstand oxidation and abrasion, this lightweight machined forged U-shaped duralumin spool will allow you to propel your lure farther than the competition - and you'll have a greater degree of control with less standing between you and the fish.

Machined Aluminum Spool 

Zero-Reverse Bearing

The handle on your Speed Spool® reel will only rotate forward for rock solid hook setting. When you release the handle it will hold its position because of the Zero-Reverse bearing, never losing an inch on your catch; an invaluable property to have when you're pulling it in.

10 Bearing System

Externally Adjustable Centrifugal Brake System

The SpeedCast® Adjustable Centrifugal Brake System delivers an extreme range of braking power from free spool to maximum by simply clicking its external dial to choose among 27 variable settings. The Team Lew's® Speed Spool Pro puts you in control of your casts, perfectly aligning brake power to lure size. With this system you will have more casting control over light lures, while maximizing casting distance with all lures.



Cast Control System

A second feature exists to prevent backlash, the Cast Control System. An adjustment knob is found next to the star drag. The function saddles the spool shaft with steady pressure in order to stabilize spool speed.

To calibrate the system reel your lure in until it rests on the tip of the rod, then tighten the knob until taut. Depress the thumb bar, and holding the rod horizontally loosen the knob slowly until the lure begins to descend. The spool should continue to spin after the lure contacts the ground, but should not complete more than one full rotation. If the spool does not continue to spin, the knob is too tight. If the spool completes more than one rotation, the knob is too loose. Repeat until you have achieved the desired results.

Bowed 85mm Carbon Fiber Handle

Our 85mm bowed carbon fiber handle will give you all the cranking power you need. The Lew's® custom duracork/EVA contoured paddle is an added bonus and will provide comfortable fit and ease for all day fishing.



TEAM LEW'S *LITE* SPEED SPOOL® LFS TLL1H, TLL1SH, TLL1X, TLL1XH

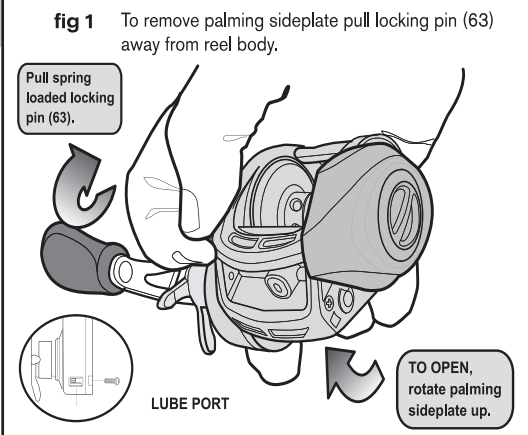
One Year Limited Warranty

Lew's® Warrants its products¹ to withstand normal² use for the purpose designed and intended when manufactured for a period of one (1) year from the original retail sale date to the original retail consumer. Lew's® will at its option repair or replace³ Lew's® products when required for the warranty period and return⁴ the product to the owner at no additional⁵ cost to the owner.

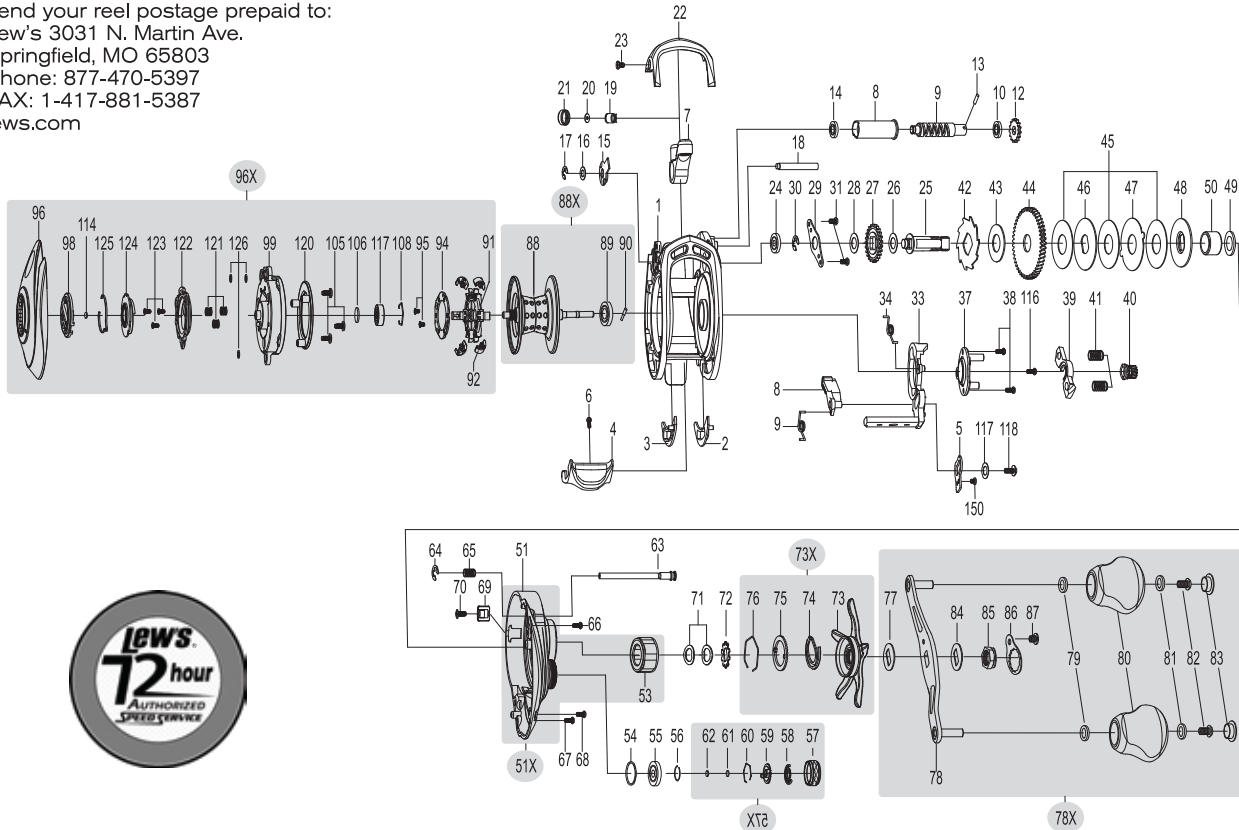
Maintenance and Care

When applying lubricant to your Speed Spool® reel, avoid using multi-purpose oil. Use lightweight oils or greases made for fishing reels. Apply oil to all bearings, the crankshaft and the worm gear. Apply grease to the bushings, pinion gears, drive gears, and crank gears.

After usage, your reel should be inspected for dirt or sand and cleaned if excessive build-up is present. If your reel has come in contact with saltwater it is important to flush all parts with water, dry and re-lubricate your reel. Through diligent cleaning and maintenance your Lew's® reel will provide you with years of reliability and sound performance.



For professional cleaning and maintenance send your reel postage prepaid to:
Lew's 3031 N. Martin Ave.
Springfield, MO 65803
Phone: 877-470-5397
FAX: 1-417-881-5387
lews.com



KEY #	PART NAME	KEY #	PART NAME	KEY #	PART NAME
1	FRAME	42	RATCHET	78X	HANDLE ASSEMBLY
2	CLUTCH BAR PLATE (A)	43	RATCHET WASHER	79	BALL BEARING (2)
3	CLUTCH BAR PLATE (B)	44	DRIVE GEAR	80	HANDLE KNOB (2)
4	CLUTCH BAR	45	DRAG WASHER (L-3)	81	BALL BEARING (2)
5	LINK PLATE	46	DRAG WASHER (D-1)	83	HANDLE KNOB SCREW (2)
6	CLUTCH BAR SCREW	47	DRAG WASHER (A)	84	HANDLE WASHER
7	LEVELWIND ASSEMBLY	48	DRAG WASHER (D-2)	85	HANDLE NUT
8	PIPE	49	SLEEVE WASHER (OPTIONAL)	86	HANDLE NUT CAP
9	WORM SHAFT	50	SLEEVE	87	HANDLE NUT RETAINER SCREW
10	BALL BEARING	51	GEAR SIDEPLATE	88	SHOULDER
12	IDLER(S)	51X	GEAR SIDEPLATE ASSEMBLY	88X	SPOOL ASSEMBLY
13	WORM SHAFT PIN	53	ONE-WAY CLUTCH BEARING	89	BALL BEARING
15	WORM SHAFT BUSHING (B)	54	O-RING	90	PIN
16	WORM SHAFT WASHER	55	BALL BEARING	96	PALMING SIDEPLATE
17	E-RING	56	BEARING RETAINER	96X	PALMING SIDEPLATE ASSEMBLY
18	PILLAR	57	CAST CONTROL CAP	98	CONTROL DIAL
19	LEVELWIND PIN	57X	CAST CONTROL CAP ASSEMBLY	99	SPOOL COVER
20	SPACER (OPTIONAL)	61	TENSION WASHER	100	MAGNET HOLDER-D
21	LEVELWIND NUT	62	SPOOL SPACER (B)	101	MAGNET HOLDER PLATE-D
22	FRONT COVER	63	LOCKING PIN	102	MAGNET (5)
23	FRONT COVER SCREW (2)	64	E-RING	105	SPOOL COVER SCREW (3)
24	BALL BEARING	65	LOCKING PIN SPRING	106	SPOOL SPACER
25	CRANKSHAFT	66	GEAR SIDEPLATE SCREW (A)	107	BALL BEARING
26	IDLER (L) WASHER (A)	67	GEAR SIDEPLATE SCREW (B)	108	BEARING RETAINER
27	IDLER (L)	71	DRAG SPRING WASHER (A-2)	116	CAM PLATE SCREW
28	IDLER(L) WASHER (B)	72	DRAG SPACER	117	CLUTCH WASHER
29	BEARING PLATE	73	STAR DRAG	118	CLUTCH SCREW
30	E-RING	73X	STAR DRAG ASSEMBLY	121	SPRING (3)
31	BEARING PLATE SCREW	74	CLICK SPRING	122	SLIDE CAM-H
33	CLUTCH CAM	75	CLICK PLATE-B	123	SLIDE CAM-H SCREW (3)
39	PINION YOKE	76	CLICK PLATE RETAINER	124	SLIDE CAM-D
40	PINION GEAR	77	LEAF SPRING	126	SPOOL COVER SPACER (3) OPTIONAL
41	PINION YOKE SPRING (2)	78	HANDLE	150	LINK PLATE SCREW



TLL1H

Key #	Description	Order ID #		Key #	Description	Order ID #
1	FRAME	DY-102880030		60	CLICK PLATE RETAINER	DY-101543012
2	CLUTCH BAR PLATE-R	DY-102881010		61	TENSION WASHER	DY-100073011
3	CLUTCH BAR PLATE-L	DY-102882010		62	SPOOL SPACER-B	DY-100074021
4	CLUTCH BAR ASSEMBLY	DY-102883020		63	LOCKING PIN	DY-102903020
6	CLUTCH BAR SCREW	DY-101507030		64	E-RING	DY-100621010
7	LEVEL WIND ASSEMBLY	DY-102878020		65	LOCKING PIN SPRING	DY-101308010
8	PIPE	DY-101406010		66	GEAR SIDE COVER SCREW-A	DY-101177010
9	WORM SHAFT	DY-100226010		67	GEAR SIDE COVER SCREW-B	DY-100035020
10	BALL BEARING	DY-102954010		68	GEAR SIDE COVER SCREW-C	DY-100028020
11	WORM SHAFT BUSHING-A	DY-100145011		69	LUBE PORT CAP	DY-101698080
12	IDLER-S	DY-100019010		70	LUBE PORT CAP SCREW	DY-101507030
13	WORM SHAFT PIN	DY-100020010		71	DRAG SPRING WASHER	DY-100088010
14	BALL BEARING	DY-102954010		72	CLICK HOLDER	DY-101765010
16	WORM SHAFT WASHER	DY-100539010		73X	STAR DRAG COMPLETE	DY-U02932012
17	E-RING	DY-100047010		74	CLICKER	DY-101763010
18	PILLAR	DY-102711020		75	CLICK PLATE	DY-101764010
19	LEVEL WIND PIN	DY-100464011		76	CLICK PLATE RETAINER	DY-101766011
20	SPACER(OPTIONAL)	DY-100025010		77	HANDLE WASHER	DY-100933010
21	LEVEL WIND NUT	DY-100288021		78X	HANDLE COMPLETE	DY-103009010
22	FRONT COVER	DY-102887031		79	BALL BEARING	DY-102950010
23	FRONT COVER SCREW	DY-100152010		80	HANDLE KNOB	DY-103010010
24	BALL BEARING	DY-102952010		81	BALL BEARING	DY-102950010
25	CRANK SHAFT	DY-103649010		82	HANDLE KNOB SCREW	DY-100180010
26	IDLER-L WASHER-A	DY-100548010		83	HANDLE KNOB CAP	DY-102309021
27	IDLER-L	DY-101938020		84	HANDLE WASHER	DY-100933010
28	IDLER-L WASHER-B	DY-100045020		85	HANDLE NUT	DY-100319050
29	BEARING PLATE	DY-102889030		86	HANDLE NUT RETAINER	DY-101798060
30	E-RING	DY-100047010		87	SCREW	DY-101202020
31	BEARING PLATE SCREW	DY-100028070		88X	SPOOL COMPLETE	DY-102910010
33	CLUTCH CAM	DY-102893010		89	BALL BEARING	DY-100156010
34	CLUTCH SPRING	DY-102688010		90	PIN	DY-100120010
35	KICK LEVER	DY-102307011		91	BRAKE HOLDER	DY-102390010
36	KICK LEVER SPRING	DY-102048010		92	BRAKE SHOE	DY-102391010
37	CAM PLATE	DY-102895010		94	BRAKE HOLDER PLATE	DY-102392010
38	CAM PLATE SCREW	DY-101177050		95	BRAKE HOLDER PLATE SCREW	DY-100526010
39	PINION YOKE	DY-102073010		96X	PALM SIDE PLATE ASSEMBLY	DY-UA2915030
40	PINION GEAR	DY-102928010		98	CONTROL DIAL	DY-102917030
41	PINION YOKE SPRING	DY-102465010		99	SPOOL COVER	DY-102920010
42	RATCHET	DY-100818020		103	SPRING	DY-102665010
43	RATCHET WASHER	DY-103772010		105	SPOOL COVER SCREW	DY-100141010
44	DRIVE GEAR	DY-102870020		106	SPOOL SPACER-A	DY-101850010
45	DRAG WASHER-L	DY-102377010		107	BALL BEARING	DY-100155010
46	DRAG WASHER-D1	DY-100057020		108	BEARING RETAINER	DY-102976010
47	DRAG WASHER-A	DY-100985010		114	WASHER(OPTIONAL)	DY-100073011
48	DRAG WASHER-D2	DY-102134011		116	CAM PLATE SCREW	DY-100035050
49	SLEEVE WASHER(OPTIONAL)	DY-100086010		117	CLUTCH WASHER	DY-100539030
50	SLEEVE	DY-101983010		118	CLUTCH SCREW	DY-103013020
51X	GEAR SIDE PLATE ASSEMBLY	DY-U02901080		120	BRAKE PLATE HOLDER ASSEMBLY	DY-102925010
53	ONE WAY CLUTCH	DY-101515010		122	SLIDE CAM-H	DY-102395010
54	O-RING	DY-100209020		123	SLIDE CAM SCREW	DY-100526020
55	BALL BEARING	DY-102971010		124	SLIDE CAM-D	DY-102394010
56	BEARING RETAINER	DY-101588011		125	CLICK SPRING	DY-102002010
57X	CAST CONTROL CAP ASSEMBLY	DY-U03164060		126	SPOOL COVER SPACER(OPTIONAL)	DY-102635020
58	CLICKER	DY-101674011		127	LINK PLATE	DY-102894010
59	CLICK PLATE	DY-101675011		128	LINK PLATE SCREW	DY-103014010

TLL1SH

Key #	Description	Order ID #		Key #	Description	Order ID #
1	FRAME	DY-102880030		60	CLICK PLATE RETAINER	DY-101543012
2	CLUTCH BAR PLATE-R	DY-102881010		61	TENSION WASHER	DY-100073011
3	CLUTCH BAR PLATE-L	DY-102882010		62	SPOOL SPACER-B	DY-100074021
4	CLUTCH BAR ASSEMBLY	DY-102883020		63	LOCKING PIN	DY-102903020
6	CLUTCH BAR SCREW	DY-101507030		64	E-RING	DY-100621010
7	LEVEL WIND ASSEMBLY	DY-102878020		65	LOCKING PIN SPRING	DY-101308010
8	PIPE	DY-101406010		66	GEAR SIDE COVER SCREW-A	DY-101177010
9	WORM SHAFT	DY-100226010		67	GEAR SIDE COVER SCREW-B	DY-100035020
10	BALL BEARING	DY-102954010		68	GEAR SIDE COVER SCREW-C	DY-100028020
11	WORM SHAFT BUSHING-A	DY-100145011		69	LUBE PORT CAP	DY-101698080
12	IDLER-S	DY-100019010		70	LUBE PORT CAP SCREW	DY-101507030
13	WORM SHAFT PIN	DY-100020010		71	DRAG SPRING WASHER	DY-100088010
14	BALL BEARING	DY-102954010		72	CLICK HOLDER	DY-101765010
16	WORM SHAFT WASHER	DY-100539010		73X	STAR DRAG COMPLETE	DY-U02932022
17	E-RING	DY-100047010		74	CLICKER	DY-101763010
18	PILLAR	DY-102711020		75	CLICK PLATE	DY-101764010
19	LEVEL WIND PIN	DY-100464011		76	CLICK PLATE RETAINER	DY-101766011
20	SPACER(OPTIONAL)	DY-100025010		77	HANDLE WASHER	DY-100933010
21	LEVEL WIND NUT	DY-100288021		78X	HANDLE COMPLETE	DY-103009010
22	FRONT COVER	DY-102887031		79	BALL BEARING	DY-102950010
23	FRONT COVER SCREW	DY-100152010		80	HANDLE KNOB	DY-103010010
24	BALL BEARING	DY-102952010		81	BALL BEARING	DY-102950010
25	CRANK SHAFT	DY-103649010		82	HANDLE KNOB SCREW	DY-100180010
26	IDLER-L WASHER-A	DY-100548010		83	HANDLE KNOB CAP	DY-102309021
27	IDLER-L	DY-101938020		84	HANDLE WASHER	DY-100933010
28	IDLER-L WASHER-B	DY-100045020		85	HANDLE NUT	DY-100319050
29	BEARING PLATE	DY-102889030		86	HANDLE NUT RETAINER	DY-101798060
30	E-RING	DY-100047010		87	SCREW	DY-101202020
31	BEARING PLATE SCREW	DY-100028070		88X	SPOOL COMPLETE	DY-102910010
33	CLUTCH CAM	DY-102893010		89	BALL BEARING	DY-100156010
34	CLUTCH SPRING	DY-102688010		90	PIN	DY-100120010
35	KICK LEVER	DY-102307011		91	BRAKE HOLDER	DY-102390010
36	KICK LEVER SPRING	DY-102048010		92	BRAKE SHOE	DY-102391010
37	CAM PLATE	DY-102895010		94	BRAKE HOLDER PLATE	DY-102392010
38	CAM PLATE SCREW	DY-101177050		95	BRAKE HOLDER PLATE SCREW	DY-100526010
39	PINION YOKE	DY-102073010		96X	PALM SIDE PLATE ASSEMBLY	DY-UA2915030
40	PINION GEAR	DY-102929010		98	CONTROL DIAL	DY-102917030
41	PINION YOKE SPRING	DY-102465010		99	SPOOL COVER	DY-102920010
42	RATCHET	DY-100818020		103	SPRING	DY-102665010
43	RATCHET WASHER	DY-103772010		105	SPOOL COVER SCREW	DY-100141010
44	DRIVE GEAR	DY-102871020		106	SPOOL SPACER-A	DY-101850010
45	DRAG WASHER-L	DY-102377010		107	BALL BEARING	DY-100155010
46	DRAG WASHER-D1	DY-100057020		108	BEARING RETAINER	DY-102976010
47	DRAG WASHER-A	DY-100985010		114	WASHER(OPTIONAL)	DY-100073011
48	DRAG WASHER-D2	DY-102134011		116	CAM PLATE SCREW	DY-100035050
49	SLEEVE WASHER(OPTIONAL)	DY-100086010		117	CLUTCH WASHER	DY-100539030
50	SLEEVE	DY-101983010		118	CLUTCH SCREW	DY-103013020
51X	GEAR SIDE PLATE ASSEMBLY	DY-U02901090		120	BRAKE PLATE HOLDER ASSEMBLY	DY-102925010
53	ONE WAY CLUTCH	DY-101515010		122	SLIDE CAM-H	DY-102395010
54	O-RING	DY-100209020		123	SLIDE CAM SCREW	DY-100526020
55	BALL BEARING	DY-102971010		124	SLIDE CAM-D	DY-102394010
56	BEARING RETAINER	DY-101588011		125	CLICK SPRING	DY-102002010
57X	CAST CONTROL CAP ASSEMBLY	DY-U03164060		126	SPOOL COVER SPACER(OPTIONAL)	DY-102635020
58	CLICKER	DY-101674011		127	LINK PLATE	DY-102894010
59	CLICK PLATE	DY-101675011		128	LINK PLATE SCREW	DY-103014010

TLL1XH

Key #	Description	Order ID #		Key #	Description	Order ID #
1	FRAME	DY-102880030		60	CLICK PLATE RETAINER	DY-101543012
2	CLUTCH BAR PLATE-R	DY-102881010		61	TENSION WASHER	DY-100073011
3	CLUTCH BAR PLATE-L	DY-102882010		62	SPOOL SPACER-B	DY-100074021
4	CLUTCH BAR ASSEMBLY	DY-102883020		63	LOCKING PIN	DY-102903020
6	CLUTCH BAR SCREW	DY-101507030		64	E-RING	DY-100621010
7	LEVEL WIND ASSEMBLY	DY-102878020		65	LOCKING PIN SPRING	DY-101308010
8	PIPE	DY-101406010		66	GEAR SIDE COVER SCREW-A	DY-101177010
9	WORM SHAFT	DY-100226010		67	GEAR SIDE COVER SCREW-B	DY-100035020
10	BALL BEARING	DY-102954010		68	GEAR SIDE COVER SCREW-C	DY-100028020
11	WORM SHAFT BUSHING-A	DY-100145011		69	LUBE PORT CAP	DY-101698080
12	IDLER-S	DY-100019010		70	LUBE PORT CAP SCREW	DY-101507030
13	WORM SHAFT PIN	DY-100020010		71	DRAG SPRING WASHER	DY-100088010
14	BALL BEARING	DY-102954010		72	CLICK HOLDER	DY-101765010
16	WORM SHAFT WASHER	DY-100539010		73X	STAR DRAG COMPLETE	DY-U02932032
17	E-RING	DY-100047010		74	CLICKER	DY-101763010
18	PILLAR	DY-102711020		75	CLICK PLATE	DY-101764010
19	LEVEL WIND PIN	DY-100464011		76	CLICK PLATE RETAINER	DY-101766011
20	SPACER(OPTIONAL)	DY-100025010		77	HANDLE WASHER	DY-100933010
21	LEVEL WIND NUT	DY-100288021		78X	HANDLE COMPLETE	DY-103009010
22	FRONT COVER	DY-102887031		79	BALL BEARING	DY-102950010
23	FRONT COVER SCREW	DY-100152010		80	HANDLE KNOB	DY-103010010
24	BALL BEARING	DY-102952010		81	BALL BEARING	DY-102950010
25	CRANK SHAFT	DY-103649010		82	HANDLE KNOB SCREW	DY-100180010
26	IDLER-L WASHER-A	DY-100548010		83	HANDLE KNOB CAP	DY-102309021
27	IDLER-L	DY-101938020		84	HANDLE WASHER	DY-100933010
28	IDLER-L WASHER-B	DY-100045020		85	HANDLE NUT	DY-100319050
29	BEARING PLATE	DY-102889030		86	HANDLE NUT RETAINER	DY-101798060
30	E-RING	DY-100047010		87	SCREW	DY-101202020
31	BEARING PLATE SCREW	DY-100028070		88X	SPOOL COMPLETE	DY-102910010
33	CLUTCH CAM	DY-102893010		89	BALL BEARING	DY-100156010
34	CLUTCH SPRING	DY-102688010		90	PIN	DY-100120010
35	KICK LEVER	DY-102307011		91	BRAKE HOLDER	DY-102390010
36	KICK LEVER SPRING	DY-102048010		92	BRAKE SHOE	DY-102391010
37	CAM PLATE	DY-102895010		94	BRAKE HOLDER PLATE	DY-102392010
38	CAM PLATE SCREW	DY-101177050		95	BRAKE HOLDER PLATE SCREW	DY-100526010
39	PINION YOKE	DY-102073010		96X	PALM SIDE PLATE ASSEMBLY	DY-UA2915030
40	PINION GEAR	DY-102930010		98	CONTROL DIAL	DY-102917030
41	PINION YOKE SPRING	DY-102465010		99	SPOOL COVER	DY-102920010
42	RATCHET	DY-100818020		103	SPRING	DY-102665010
43	RATCHET WASHER	DY-103772010		105	SPOOL COVER SCREW	DY-100141010
44	DRIVE GEAR	DY-102872020		106	SPOOL SPACER-A	DY-101850010
45	DRAG WASHER-L	DY-102377010		107	BALL BEARING	DY-100155010
46	DRAG WASHER-D1	DY-100057020		108	BEARING RETAINER	DY-102976010
47	DRAG WASHER-A	DY-100985010		114	WASHER(OPTIONAL)	DY-100073011
48	DRAG WASHER-D2	DY-102134011		116	CAM PLATE SCREW	DY-100035050
49	SLEEVE WASHER(OPTIONAL)	DY-100086010		117	CLUTCH WASHER	DY-100539030
50	SLEEVE	DY-101983010		118	CLUTCH SCREW	DY-103013020
51X	GEAR SIDE PLATE ASSEMBLY	DY-U02901100		120	BRAKE PLATE HOLDER ASSEMBLY	DY-102925010
53	ONE WAY CLUTCH	DY-101515010		122	SLIDE CAM-H	DY-102395010
54	O-RING	DY-100209020		123	SLIDE CAM SCREW	DY-100526020
55	BALL BEARING	DY-102971010		124	SLIDE CAM-D	DY-102394010
56	BEARING RETAINER	DY-101588011		125	CLICK SPRING	DY-102002010
57X	CAST CONTROL CAP ASSEMBLY	DY-U03164060		126	SPOOL COVER SPACER(OPTIONAL)	DY-102635020
58	CLICKER	DY-101674011		127	LINK PLATE	DY-102894010
59	CLICK PLATE	DY-101675011		128	LINK PLATE SCREW	DY-103014010

TLL1SHL

Key #	Description	Order ID #		Key #	Description	Order ID #
1	FRAME	DY-102935030		60	CLICK PLATE RETAINER	DY-101543012
2	CLUTCH BAR PLATE-R	DY-102881010		61	TENSION WASHER	DY-100073011
3	CLUTCH BAR PLATE-L	DY-102882010		62	SPOOL SPACER-B	DY-100074021
4	CLUTCH BAR ASSEMBLY	DY-102883020		63	LOCKING PIN	DY-102903020
6	CLUTCH BAR SCREW	DY-101507030		64	E-RING	DY-100621010
7	LEVEL WIND ASSEMBLY	DY-102878020		65	LOCKING PIN SPRING	DY-101308010
8	PIPE	DY-101406010		66	GEAR SIDE COVER SCREW-A	DY-101177010
9	WORM SHAFT	DY-100226010		67	GEAR SIDE COVER SCREW-B	DY-100035020
10	BALL BEARING	DY-102954010		68	GEAR SIDE COVER SCREW-C	DY-100028020
11	WORM SHAFT BUSHING-A	DY-100145011		69	LUBE PORT CAP	DY-101698080
12	IDLER-S	DY-100019010		70	LUBE PORT CAP SCREW	DY-101507030
13	WORM SHAFT PIN	DY-100020010		71	DRAG SPRING WASHER	DY-100088010
14	BALL BEARING	DY-102954010		72	CLICK HOLDER	DY-101765010
16	WORM SHAFT WASHER	DY-100539010		73X	STAR DRAG COMPLETE	DY-U02947022
17	E-RING	DY-100047010		74	CLICKER	DY-101763010
18	PILLAR	DY-102711020		75	CLICK PLATE	DY-101764010
19	LEVEL WIND PIN	DY-100464011		76	CLICK PLATE RETAINER	DY-101766011
20	SPACER(OPTIONAL)	DY-100025010		77	HANDLE WASHER	DY-100933010
21	LEVEL WIND NUT	DY-100288021		78X	HANDLE COMPLETE	DY-103009010
22	FRONT COVER	DY-102936031		79	BALL BEARING	DY-102950010
23	FRONT COVER SCREW	DY-100152010		80	HANDLE KNOB	DY-103010010
24	BALL BEARING	DY-102952010		81	BALL BEARING	DY-102950010
25	CRANK SHAFT	DY-103650010		82	HANDLE KNOB SCREW	DY-100180010
26	IDLER-L WASHER-A	DY-100548010		83	HANDLE KNOB CAP	DY-102309021
27	IDLER-L	DY-101938020		84	HANDLE WASHER	DY-100933010
28	IDLER-L WASHER-B	DY-100045020		85	HANDLE NUT	DY-101176050
29	BEARING PLATE	DY-102889030		86	HANDLE NUT RETAINER	DY-101798060
30	E-RING	DY-100047010		87	SCREW	DY-101202020
31	BEARING PLATE SCREW	DY-100028070		88X	SPOOL COMPLETE	DY-102910010
33	CLUTCH CAM	DY-102939010		89	BALL BEARING	DY-100156010
34	CLUTCH SPRING	DY-102690010		90	PIN	DY-100120010
35	KICK LEVER	DY-102308011		91	BRAKE HOLDER	DY-102390010
36	KICK LEVER SPRING	DY-102058010		92	BRAKE SHOE	DY-102391010
37	CAM PLATE	DY-102940010		94	BRAKE HOLDER PLATE	DY-102392010
38	CAM PLATE SCREW	DY-101177050		95	BRAKE HOLDER PLATE SCREW	DY-100526010
39	PINION YOKE	DY-102083010		96X	PALM SIDE PLATE ASSEMBLY	DY-UA2942030
40	PINION GEAR	DY-102958010		98	CONTROL DIAL	DY-102917030
41	PINION YOKE SPRING	DY-102465010		99	SPOOL COVER	DY-102920010
42	RATCHET	DY-100818020		103	SPRING	DY-102665010
43	RATCHET WASHER	DY-103772010		105	SPOOL COVER SCREW	DY-100141010
44	DRIVE GEAR	DY-102965020		106	SPOOL SPACER-A	DY-101850010
45	DRAG WASHER-L	DY-102377010		107	BALL BEARING	DY-100155010
46	DRAG WASHER-D1	DY-100057020		108	BEARING RETAINER	DY-102976010
47	DRAG WASHER-A	DY-100985010		114	WASHER(OPTIONAL)	DY-100073011
48	DRAG WASHER-D2	DY-102134011		116	CAM PLATE SCREW	DY-100035050
49	SLEEVE WASHER(OPTIONAL)	DY-100086010		117	CLUTCH WASHER	DY-100539030
50	SLEEVE	DY-101983010		118	CLUTCH SCREW	DY-103013020
51X	GEAR SIDE PLATE ASSEMBLY	DY-U02938090		120	BRAKE PLATE HOLDER ASSEMBLY	DY-102925010
53	ONE WAY CLUTCH	DY-101515010		122	SLIDE CAM-H	DY-102395010
54	O-RING	DY-100209020		123	SLIDE CAM SCREW	DY-100526020
55	BALL BEARING	DY-102971010		124	SLIDE CAM-D	DY-102394010
56	BEARING RETAINER	DY-101588011		125	CLICK SPRING	DY-102002010
57X	CAST CONTROL CAP ASSEMBLY	DY-U03164060		126	SPOOL COVER SPACER(OPTIONAL)	DY-102635020
58	CLICKER	DY-101674011		127	LINK PLATE	DY-102894010
59	CLICK PLATE	DY-101675011		128	LINK PLATE SCREW	DY-103014010